


**STATE UNIVERSITY
"UZHHOROD NATIONAL UNIVERSITY"
MEDICAL FACULTY 2
Department of Family Medicine and Outpatient Care**



SYLLABUS

CC 23. PROPEDEUTICS OF INTERNAL MEDICINE

Educational level	Second (Master)
Subject area	22 "Health"/I "Healthcare and Social Welfare"
Specialty	222 "Medicine"/ I2 "Medicine"
Educational program	"General Medicine"
Discipline status	Compulsory
The language of instruction	English


Uzhhorod 2025

" Propedeutics of Internal Medicine " syllabus for higher education seekers of the subject area 22 "Health", specialty 222 "Medicine", educational program "General medicine".

Authors: Pavlo KOLESNYK, associate professor, MD, head of the department of family medicine and outpatient care; Iryna Khramtsova - Phd, Associate professor of the Department.


The syllabus was discussed and approved at the meeting of the Department of Family Medicine and Outpatient Care

Minutes № 10 of "12" 06 2025

Head of the Department  /Pavlo KOLESNYK /

Approved by the Scientific-Methodical Commission of the Medical Faculty 2

Minutes № 11 of "17" June 2025

Head of the Scientific-Methodical Commission  /Nataliia MALETS/

1. DESCRIPTION OF THE EDUCATIONAL SUBJECT

Name of indicators	Distribution of academic hours according to the curriculum	
	Full-time study	Extramural form of study
ECTS credits – 6	Year of training:	
Total number of hours – 180	3	-
Number of modules – 2	Semester:	
Weekly academic hours for full-time study: 2 class-room academic hours - 2 student's self-study hours - 2	6 - 7	-
	Lectures:	
	60 h	-
	Practical classes (seminars):	
	70 h	-
Type of final control: credit	Laboratory classes:	
		-
Form of final control: written	Self-study:	
	50 h	-

2. PURPOSE OF THE EDUCATIONAL SUBJECT

The purpose of studying the discipline "**Propedeutics of Internal Medicine**" is to conduct inquiring and objective patients' examination, to analyze obtained data; analyze the results of basic laboratory and instrumental methods of examination; to determine the chief symptoms and syndromes in the clinic of internal medicine.

According to the educational program, the study of the discipline contributes to the formation of the following competencies in higher education seekers:

General competencies:

1. Ability to abstract thinking, analysis and synthesis.
2. Ability to learn and master modern knowledge.
3. Ability to apply knowledge in practical situations.
4. Knowledge and understanding of the subject field and understanding of professional activity.
5. Ability to work in a team.
6. Determination and persistence in relation to assigned tasks and assumed responsibilities.

Professional competencies:

1. Ability to collect medical information about the patient and analyze clinical data.
2. Ability to determine the necessary list of laboratory and instrumental studies and evaluate their results.
3. The ability to establish a preliminary and clinical diagnosis of the disease.
4. The ability to determine the necessary regime of work and rest in the treatment and prevention of diseases.
5. The ability to determine the nature of nutrition in the treatment and prevention of diseases.
6. Ability to determine the principles and nature of treatment and prevention of diseases.
7. Ability to perform medical manipulations.
8. Ability to solve medical problems in new or unfamiliar environments in the presence of incomplete or limited information, taking into account aspects of social and ethical responsibility.
9. Ability to maintain medical documentation, including electronic forms.
10. Adherence to professional and academic integrity, to be responsible for the reliability of the obtained scientific results.

3. PREREQUISITES FOR STUDYING THE EDUCATIONAL SUBJECT

The prerequisites for studying the educational subject "**Propedeutics of Internal Medicine**" are mastering the following educational subjects (ES) of the educational program (EP):

CC 6 Medical Biology
CC 8 Medical Chemistry
CC 12 Physiology

4. EXPECTED LEARNING OUTCOMES

According to the educational program "General Medicine", the study of the educational subjects should ensure the achievement of the following program learning outcomes (PLO) by higher education seekers:

Program learning outcomes	PLO code
To have a thorough knowledge of the structure of professional activity. To be able to carry out professional activities that require updating and integration of knowledge. To be responsible for professional development, the ability for further professional training with a high level of autonomy.	PLO 1.
Understanding and knowledge of basic and clinical biomedical sciences, at a level sufficient for solving professional tasks in the field of health care.	PLO 2.
Identify and identify leading clinical symptoms and syndromes (according to list 1); according to standard methods, using preliminary data of the patient's history, data of the patient's examination, knowledge about the person, his organs and systems, establish a preliminary clinical diagnosis of the disease (according to list 2).	PLO 4.
Collect complaints, history of life and diseases, evaluate psychomotor and physical development of the patient, state of organs and systems of the body, based on the results of laboratory and instrumental studies, evaluate information regarding the diagnosis (according to list 4), taking into account the age of the patient.	PLO 5.
Assign and analyze additional (mandatory and optional) examination methods (laboratory, functional and/or instrumental) (according to list 4), patients with diseases of organs and body systems for differential diagnosis of diseases (according to list 2).	PLO 7.
Determine the main clinical syndrome or what causes the severity of the victim/victim's condition (according to list 3) by making a reasoned decision and assessing the person's condition under any circumstances (in the conditions of a health care facility, outside its borders), including in conditions of emergency and hostilities, in field conditions, in conditions of lack of information and limited time.	PLO 8.
Perform medical manipulations (according to list 5) in the conditions of a medical institution, at home or at work based on a previous clinical diagnosis and/or indicators of the patient's condition by making a reasoned decision, observing the relevant ethical and legal norms.	PLO 17.
To determine the state of functioning and limitations of a person's vital activities and the duration of incapacity for work with the preparation of relevant documents, in the conditions of a health care institution, based on data about the disease and its course, peculiarities of a person's professional activity, etc. Maintain medical documentation regarding the patient and the contingent of the population on the basis of regulatory documents.	PLO 18.

Expected learning outcomes (ELO) that should be achieved by students after mastering the discipline" **Propedeutics of Internal Medicine** ":

ELO code	Expected learning outcomes of the discipline	PLO code
----------	--	----------

ELO 1	To be able to form communication skills with patients, members of their families, and colleagues based on the principles of medical ethics and deontology.	PLO 1
ELO 2	Know the main methods of diagnosis and the scheme of clinical examination of patients with pathology of the respiratory, cardiovascular system, gastrointestinal tract, urinary system.	PLO 2
ELO 3	Be able to interpret the results of basic laboratory and instrumental research methods.	PLO 4
ELO 4	Be able to develop the ability to identify and evaluate leading symptoms and syndromes in the diagnosis of the most common diseases of internal organs.	PLO 5
ELO 5	To be able to choose the most optimal and evidence-based additional research methods in order to establish a final clinical diagnosis.	PLO 7
ELO 6	To be able to determine the prevailing clinical syndrome by making a reasoned decision.	PLO 8
ELO 7	To be able to perform medical manipulations.	PLO 17
ELO 8	Know the main regulatory documents of the Ministry of Health of Ukraine regarding the organizational structure of polyclinics, family medicine clinics and their individual units.	PLO 18

5. DIAGNOSTIC TOOLS AND EVALUATION CRITERIA OF LEARNING OUTCOMES

Means of assessment and methods of demonstrating learning outcomes

Means of assessment and methods of demonstrating learning outcomes in the discipline are:

- ELO 1. – open questions to the audience, brainstorming, discussion;
- ELO 2. – open questions to the audience, brainstorming, discussion;
- ELO 3. – oral survey, solving situational tasks and clinical cases, completing homework on the e-learning platform;
- ELO 4. – oral survey, solving situational tasks and clinical cases, completing homework on the e-learning platform;
- ELO 5. – open questions to the audience, brainstorming, discussion, oral survey, solving situational tasks and clinical cases, completing homework on the e-learning platform;
- ELO 6. – open questions to the audience, brainstorming, discussion, oral survey, solving situational tasks and clinical cases, completing homework on the e-learning platform;
- ELO 7. – open questions to the audience, brainstorming, discussion, solving situational tasks and clinical cases;
- ELO 8. – open questions to the audience, brainstorming, discussion, solving situational tasks and clinical cases.

Forms of control and criteria for learning outcomes evaluation

Forms of current control: discussions, individual oral interviews, practical work, tasks for independent work and solving typical situational problems.

Form of module control: OSCE, written test.

Form of final semester control: credit.

Distribution of points received by higher education seekers (module 1)

Current assessment and self-study										Module test	Sum
T1	T2	T3	T4	T5	T6	T7	T8	T9	T10	100	200
5	5	5	5	5	5	5	5	5	5		
T11	T12	T13	T14	T15	T16	T17	T18	T19	T20		
5	5	5	5	5	5	5	5	5	5		

Distribution of points received by higher education seekers (module 2)

Current assessment and self-study										Module test	Sum
T1	T2	T3	T4	T5	T6	T7	T8	T9	T10	100	200
5	5	5	5	5	5	5	5	5	5		
T11	T12	T13	T14	T15							
5	5	5	5	5							

Evaluation of certain types of educational work in the discipline

Type of activity of the higher education seeker	Module 1		Module 2	
	Number	Maximum number of points (total)	Number	Maximum number of points (total)
Practical classes (seminars)	20	100	15	100
Laboratory classes (admission, completion and defense)				
Computer testing in thematic assessment				
Written testing in thematic assessment				
Presentation				
Research abstract				
Essay				
Module test	1	100	1	100
Total		200		200

Criteria of current educational activity evaluation

The grade "*excellent*" (180-200 points) is awarded to students who actively participated in the discussion of the most complicated issues on the studied topic, gave at least 90% correct answers to standardized test tasks, completed written tasks without errors, completed practical tasks and properly presented their results.

The grade "*good*" (148-179 points) is awarded to students who participated in the discussion of the most complicated issues on the studied topic, gave at least 74% correct answers to standardized test tasks, made some minor mistakes in answers to written tasks, completed practical tasks and properly presented their results.

The grade "*satisfactory*" (120-147 points) is awarded to students who participated in the discussion of the most complicated issues on the studied topic, gave at least 60% correct answers to standardized test tasks, made significant mistakes in answers to written tasks, completed practical tasks and properly presented their results.

The grade "*unsatisfactory*" (0-119 points) is awarded to students who did not participate in the discussion of the most complicated issues on the studied topic, gave less than 60% correct answers to standardized test tasks, made gross mistakes in answers to written tasks or did not answer them at all, did not complete practical tasks and did not properly present their results.

Criteria for module test evaluation

A module test is done by completing prepared tasks (test cards) with different cards having the same difficulty level. All students are allowed to complete the module test, regardless of the current assessment's results and the presence of unfulfilled missed practical classes. The period of 1.5 hours is given to complete the entire module test. It is forbidden to use any information sources while completing the module test.

The grade "*excellent*" (180-200 points) is awarded to students who gave at least 90% correct answers to standardized test tasks and completed written tasks without errors.

The grade "*good*" (148-179 points) is awarded to students who gave at least 74% of the correct answers to standardized test tasks and made some minor mistakes in the answers to written tasks.

A student who gave at least 60% of the correct answers to standardized test tasks and made significant mistakes in the answers to written tasks received the grade "*satisfactory*" (120-147 points).

The grade "*unsatisfactory*" (0-119 points) is awarded to students who gave less than 60% correct answers to standardized test tasks, made gross errors in answers to written tasks, or did not provide answers to the designed written tasks.

Criteria for the final semester control evaluation

The final semester rating is calculated as the arithmetic average of the module. According to the Regulation on the assessment of students' educational achievements according to the credit-module system, if the final module grade is at least 120 points, then with the consent of the student, it can be counted as the final (semester) grade for the academic discipline. Students who are not satisfied with the final positive grades given by the teacher based on the results of module tests, as well as those who received "*unsatisfactory*" grades and at the same time have no unfulfilled practical (laboratory) classes, have the right to take a credit (exam) in the discipline. Full-time students are admitted to the final (semester) control of a specific discipline in the form of a credit or exam if, based on the results of the module tests, they scored at least 35 per cent of the possible points. Based on the results of the answers given during the exam/credit, a grade is awarded according to a 200-point scale. Regardless of whether the student takes the exam (credit) because their final module grade is unsatisfactory (70-119 points) or to increase the positive grade, the teacher gives the student a grade based

solely on the level of their knowledge, demonstrated during the exam (credit), that is, based on 200 points, but the final (semester) grade cannot be lower than the final module grade.

Criteria for the module final semester control evaluation

- the grade "*excellent*" (180-200 points, A) is awarded to students who: have comprehensive, systematic, and deep knowledge of educational and syllabus material; are able to independently perform the tasks prescribed by the syllabus, apply the acquired knowledge and skills in non-standard situations; learned the basic and familiarized themselves with the additional literature recommended by the program; mastered the interrelationship of the main concepts of the discipline and are aware of their importance for the profession they acquire; freely express their own opinions, independently evaluate various life phenomena and facts, revealing their personal position; independently determine the individual goals of their own educational activity, revealed creative abilities and used them when studying the syllabus material, as well as demonstrated interest to scientific work.
- grade "*good*" (164-179 points, B) is awarded to students who: have comprehensive, systematic, and deep knowledge of educational and syllabus material, including applying it in practice, have sufficient systematic knowledge in accordance with the syllabus material, apply it reasonably in different situations; have the ability to independently search for information, as well as to analyze, set and solve professionally oriented problems; while answering the exam/credit questions they might have some inaccuracies, with correcting those themselves. The student should also be able to choose convincing arguments to confirm the studied material;
- the grade "*good*" (148-163 points, C) is awarded to students who: completed the work in general, but during the final control make a certain number of mistakes; are able to compare, generalize, systematize information under the guidance of a teacher, in general independently apply it in practice, control their own activities; learned the curriculum material, successfully completed the tasks prescribed by the program, familiarized themselves with the basic literature recommended by the program;
- the grade "*satisfactory*" (128-147 points, D) is awarded to students who: know the basic syllabus material to the extent necessary for further study and its use in the future profession; perform tasks well, but with a significant number of errors; familiarized themselves with the basic literature recommended by the syllabus; make mistakes when completing tasks during classes or exams but find ways to correct them under the guidance of the teacher.
- the grade "*satisfactory*" (120-127 points, E) to students who: have basic knowledge of educational and syllabus material in the amount necessary for further study and its application in the future profession, and the performance of tasks meets the minimal criteria. Knowledge is reproductive in nature.
- grade "*unsatisfactory*" (70-119 points, FX) is awarded to students who: revealed significant gaps in the knowledge of the main syllabus material and made fundamental mistakes during the completion of tasks provided by the syllabus.
- grade "*unsatisfactory*" (0-69 points, F) is awarded to students who learned the educational material only at the level of elementary recognition and reproduction of individual facts or did not learn it at all; made gross errors when completing the tasks

provided by the syllabus; cannot continue their studies and are not ready for professional activity after graduating from the university without re-studying this discipline.

6. SYLLABUS

6.1. The content of the discipline

Module 1

Topic 1. Introduction. The fundamentals of skilled interviewing.

Topic 2. Scheme of the case history and Inquiry of the patient.

Topic 3. Beginning the physical examination: general survey, vital signs, and pain.

Topic 4. OSCE. Standardized patient.

Topic 5. Common and concerning symptoms (“red flags”). Headache, vision, hearing disorders. Examination techniques. Common diseases diagnostic criteria (stroke, migraine, otitis).

Topic 6. The nose and sinuses, mouth and throat examination. Common symptoms and diagnostic criteria. Rhinitis, rhinosinusitis, pharyngitis, laryngitis.

Topic 7. Neck examination, hyperthyroid and hypothyroid symptoms. Diffuse toxic goiter, autoimmune thyroiditis, myxedema.

Topic 8. Laboratory and instrumental methods of examination (strep test, ultrasonography, otoscopy).

Topic 9. OSCE. Standardized patient.

Topic 10. Common and concerning symptoms (chest pain, dyspnea, wheezing, cough). Examination techniques (palpation, percussion).

Topic 11. Auscultation of lungs. Characteristics of breath sounds.

Topic 12. Acute pulmonary embolism, pneumothorax, COVID-19.

Topic 13. COPD, asthma, pneumonia.

Topic 14. Instrumental methods of examination (x-ray, spirometry, peak flow meter, pulse oximetry). The breasts and axillae examination.

Topic 15. OSCE. Standardized patient.

Topic 16. Common and concerning symptoms of cardiovascular pathology. (Chest pain, palpitations, shortness of breath, edema).

Topic 17. Cardiac examination (inspection, palpation, auscultation of heart)

Topic 18. CAD, hypertension.

Topic 19. ECG registration, normal ECG interpretation.

Topic 20. ECG-signs of CAD, cardiac arrhythmias.

Module 2

Topic 21. OSCE. Standardized patient.

Topic 22. Common and concerning symptoms (abdominal pain, bleeding from bowel, anemia, unexplained weight loss, changes in bowel habits, fever, persistent indigestion, skin changes color – yellow or darker).

Topic 23. Examination techniques (inspection, palpation, percussion, auscultation). Acute abdomen.

Topic 24. Dyspepsia, GERD, ulcers.

- Topic 25. Hepatitis, liver cirrhosis, cholecystitis.
 Topic 26. Diarrhea, constipation, IBS. Laboratory and instrumental methods of examination.
 Topic 27. OSCE. Standardized patient.
 Topic 28. Common and concerning symptoms (low back pain, suprapubic pain, dysuria, polyuria or nocturia, urinary incontinence, hematuria, kidney pain, ureteral colic). Examination techniques (inspection, palpation of kidneys).
 Topic 29. Laboratory and instrumental methods of examination, urinalysis interpretation. Urinary tract infections, glomerulonephritis.
 Topic 30. OSCE. Standardized patient.
 Topic 31. Common and concerning symptoms (joint pain, fever, rash, weight loss, weakness). Examination techniques (inspection, palpation of joints).
 Topic 32. Osteoporosis risk factors, rheumatoid arthritis. Densitometry.
 Topic 33. Anemia (etiology, clinical presentation, CBC interpretation).
 Topic 34. OSCE. Standardized patient.
 Topic 35. OSCE MODULE.

6.2. The structure of the discipline

Titles of content modules and topics	Number of hours					
	Form of study:					
	Total	including				
		lectures	practical classes (seminars)	laboratory	individual	self-study
№ semester						
Module 1						
Topic 1. Introduction. The fundamentals of skilled interviewing.			2			
Topic 2. Scheme of the case history and Inquiry of the patient.		2	2			
Topic 3. Beginning the physical examination: general survey, vital signs, and pain.		2	2			
Topic 4. OSCE. Standardized patient.		2	2			4
Topic 5. Common and concerning symptoms (“red flags”). Headache, vision, hearing disorders. Examination techniques. Common diseases diagnostic criteria (stroke, migraine, otitis).		2	2			

Topic 6. The nose and sinuses, mouth and throat examination. Common symptoms and diagnostic criteria. Rhinitis, rhinosinusitis, pharyngitis, laryngitis.			2			
Topic 7. Neck examination, hyperthyroid and hypothyroid symptoms. Diffuse toxic goiter, autoimmune thyroiditis, myxedema.		2	2			
Topic 8. Laboratory and instrumental methods of examination (strep test, ultrasonography, otoscopy).			2			
Topic 9. OSCE. Standardized patient.		2	2			4
Topic 10. Common and concerning symptoms (chest pain, dyspnea, wheezing, cough). Examination techniques (palpation, percussion).		2	2			
Topic 11. Auscultation of lungs. Characteristics of breath sounds.			2			
Topic 12. Acute pulmonary embolism, pneumothorax, COVID-19.		2	2			
Topic 13. COPD, asthma, pneumonia.			2			
Topic 14. Instrumental methods of examination (x-ray, spirometry, peak flow meter, pulse oximetry). The breasts and axillae examination.			2			
Topic 15. OSCE. Standardized patient.		2	2			4
Topic 16. Common and concerning symptoms of cardiovascular pathology. (Chest pain, palpitations, shortness of breath, edema).			2			
Topic 17. Cardiac examination (inspection, palpation, auscultation of heart)			2			
Topic 18. CAD, hypertension.		2	2			
Topic 19. ECG registration, normal ECG interpretation.			2			
Topic 20. ECG-signs of CAD, cardiac arrhythmias.			2			
Module test						
Total for the module	92	40	40			12
Module 2						
Topic 21. OSCE. Standardized patient.		2	2			4
Topic 22. Common and concerning symptoms (abdominal pain, bleeding from bowel, anemia, unexplained weight loss, changes in bowel habits, fever, persistent indigestion, skin changes color – yellow or darker).			2			
Topic 23. Examination techniques (inspection, palpation, percussion, auscultation). Acute abdomen.			2			

Topic 24. Dyspepsia, GERD, ulcers.			2			
Topic 25. Hepatitis, liver cirrhosis, cholecystitis.			2			
Topic 26. Diarrhea, constipation, IBS. Laboratory and instrumental methods of examination.			2			
Topic 27. OSCE. Standardized patient.		2	2			4
Topic 28. Common and concerning symptoms (low back pain, suprapubic pain, dysuria, polyuria or nocturia, urinary incontinence, hematuria, kidney pain, ureteral colic). Examination techniques (inspection, palpation of kidneys).			2			
Topic 29. Laboratory and instrumental methods of examination, urinalysis interpretation. Urinary tract infections, glomerulonephritis.			2			
Topic 30. OSCE. Standardized patient.		2	2			4
Topic 31. Common and concerning symptoms (joint pain, fever, rash, weight loss, weakness). Examination techniques (inspection, palpation of joints).			2			
Topic 32. Osteoporosis risk factors, rheumatoid arthritis. Densitometry.		2	2			
Topic 33. Anemia (etiology, clinical presentation, CBC interpretation).			2			
Topic 34. OSCE. Standardized patient.		2	2			6
Topic 35. OSCE MODULE.			2		20	
Module test						
Total for the module	88	20	30		20	18
Total	180					

6.3. Topics of practical (seminars, laboratory) classes

№	Topic title	Number hours	
		Full-time study	Extramural form of study
1	Introduction. The fundamentals of skilled interviewing.	2	
2	Scheme of the case history and Inquiry of the patient.	2	
3	Beginning the physical examination: general survey, vital signs, and pain.	2	
4	OSCE. Standardized patient.	2	
5	Common and concerning symptoms (“red flags”). Headache, vision, hearing disorders. Examination techniques. Common diseases diagnostic criteria (stroke, migraine, otitis).	2	

6	The nose and sinuses, mouth and throat examination. Common symptoms and diagnostic criteria. Rhinitis, rhinosinusitis, pharyngitis, laryngitis.	2	
7	Neck examination, hyperthyroid and hypothyroid symptoms. Diffuse toxic goiter, autoimmune thyroiditis, myxedema.	2	
8	Laboratory and instrumental methods of examination (strep test, ultrasonography, otoscopy).	2	
9	OSCE. Standardized patient.	2	
10	Common and concerning symptoms (chest pain, dyspnea, wheezing, cough). Examination techniques (palpation, percussion).	2	
11	Auscultation of lungs. Characteristics of breath sounds.	2	
12	Acute pulmonary embolism, pneumothorax, COVID-19.	2	
13	COPD, asthma, pneumonia.	2	
14	Instrumental methods of examination (x-ray, spirometry, peak flow meter, pulse oximetry). The breasts and axillae examination.	2	
15	OSCE. Standardized patient.	2	
16	Common and concerning symptoms of cardiovascular pathology. (Chest pain, palpitations, shortness of breath, edema).	2	
17	Cardiac examination (inspection, palpation, auscultation of heart)	2	
18	CAD, hypertension.	2	
19	ECG registration, normal ECG interpretation.	2	
20	ECG-signs of CAD, cardiac arrhythmias.	2	
	Module 2		
21	OSCE. Standardized patient.	2	
22	Common and concerning symptoms (abdominal pain, bleeding from bowel, anemia, unexplained weight loss, changes in bowel habits, fever, persistent indigestion, skin changes color – yellow or darker).	2	
23	Examination techniques (inspection, palpation, percussion, auscultation). Acute abdomen.	2	
24	Dyspepsia, GERD, ulcers.	2	
25	Hepatitis, liver cirrhosis, cholecystitis.	2	
26	Diarrhea, constipation, IBS. Laboratory and instrumental methods of examination.	2	
27	OSCE. Standardized patient.	2	
28	Common and concerning symptoms (low back pain, suprapubic pain, dysuria, polyuria or nocturia, urinary incontinence, hematuria, kidney pain, ureteral colic). Examination techniques (inspection, palpation of kidneys).	2	
29	Laboratory and instrumental methods of examination, urinalysis interpretation. Urinary tract infections, glomerulonephritis.	2	

30	OSCE. Standardized patient.	2	
31	Common and concerning symptoms (joint pain, fever, rash, weight loss, weakness). Examination techniques (inspection, palpation of joints).	2	
32	Osteoporosis risk factors, rheumatoid arthritis. Densitometry.	2	
33	Anemia (etiology, clinical presentation, CBC interpretation).	2	
34	OSCE. Standardized patient.	2	
35	OSCE MODULE.	2	
Total		70	

6.4. Self-study

№	Topic title	Number hours	
		Full-time study	Extramural form of study
1.	Case history	10 h	
2.	Preparation for the practical class topics	30 h	
3.	Preparation for the final credit	10 h	
	Total	50 h	

7. TOOLS, EQUIPMENT AND SOFTWARE THE USE OF WHICH IS PROVIDED FOR THE EDUCATIONAL SUBJECT

The educational discipline "Propedeutics of Internal Medicine" involves the use of devices and technical means for performing practical work: stethoscope, tonometer, centimeter tape, thermometer, pulse oximeter, otoscope. Study guides, textbooks, study tables, scales, tests, multimedia lectures, texts and lecture notes. An electronic bank of materials for classes and situational tasks on the Moodle platform. Curves for analysis (electrocardiogram).

8. RECOMMENDED SOURCES OF INFORMATION

Basic sources

1. Bickley, L. S. (2020). *Bates' guide to physical examination and history taking* (12th ed.). Philadelphia, PA: Wolters Kluwer.
2. Jameson, J. L., Fauci, A. S., Kasper, D. L., Hauser, S. L., Longo, D. L., & Loscalzo, J. (Eds.). (2018). *Harrison's principles of internal medicine* (20th ed., Vols. 1–2). New York, NY: McGraw-Hill Education.
3. Goldman, L., & Schafer, A. I. (Eds.). (2016). *Goldman-Cecil medicine* (25th ed., Vols. 1–2). Philadelphia, PA: Elsevier Saunders.
4. Sabatine, M. S. (2020). *Pocket medicine: The Massachusetts General Hospital handbook of internal medicine* (6th ed.). Philadelphia, PA: Wolters Kluwer.

Additional sources

1. Landsberg, L. (2014). *On rounds: 1000 internal medicine pearls*. Philadelphia, PA: Wolters Kluwer Health.
2. Agabegi, S. S. (2016). *Step-up to medicine* (4th ed.). Philadelphia, PA: Wolters Kluwer.

List 1 (syndromes and symptoms)

- | | |
|-----------------------------------|-----------------------------|
| 1. anemic syndrome | 13. headache |
| 2. arterial hypertension | 14. dysuria |
| 3. arterial hypotension | 15. dyspepsia |
| 4. chest pain | 16. diarrhea |
| 5. abdominal pain | 17. dyspnea |
| 6. pain in the limbs and back | 18. cyanosis |
| 7. sore throat | 19. dizziness |
| 8. vomiting | 20. cough |
| 9. bronchial obstructive syndrome | 21. obesity (+ body weight) |
| 10. fever | 22. polyuria |
| 11. constipation | 23. joint syndrome |
| 12. hyperglycemia | 24. weight loss |

List 2 (diseases)

I) Diseases of the blood and hematopoietic organs, disorders involving the immune mechanism:

1. anemia

II) Diseases of the nervous system:

2. migraine and other type of headache
3. strokes (ischemic, hemorrhagic)

Diseases of the throat, ears, nose

4. laryngitis
5. sinusitis
6. tonsillitis

IV) Diseases of the cardiovascular system:

7. aorta aneurysm
8. atherosclerosis
9. essential and secondary arterial hypertension
10. ischemic heart disease
11. pulmonary thromboembolism

V) Diseases of respiratory organs and mediastinum:

12. bronchial asthma

13. bronchitis
14. pneumonia
15. chronic obstructive pulmonary disease

VI) Diseases of digestive organs:

16. ulcer disease
17. gastroesophageal reflux disease, esophagitis
18. gastritis, duodenitis
19. functional gastrointestinal disorders

VII) Diseases of the genitourinary system:

20. glomerulonephritis
21. nephrotic syndrome
22. pyelonephritis
23. urethritis
24. cystitis

X) Diseases of the endocrine system, nutritional disorders and metabolic disorders:

25. hypothyroidism
26. endemic goiter
27. obesity

List 3 (emergency conditions)

1. hypertensive crisis
2. hypoglycemia (coma)
3. acute coronary syndrome
4. anuria
5. acute heart failure
6. sudden cardiac arrest
7. collapse
8. bleeding
9. sudden cardiac death
10. ureteral colic
11. thromboembolism

List 4 (laboratory and instrumental investigations)

1. urine analysis according to Zimnitsky
2. urine analysis according to Nechiporenko
3. blood glucose
4. blood lipids and lipoproteins and their fractions
5. creatinine, blood and urine urea, glomerular filtration rate
6. blood aminotransferases
7. total blood bilirubin and its fractions

8. coagulogram
9. blood uric acid
10. study of the function of external breathing
11. standard ECG (in 12 leads)
12. general blood test
13. general analysis of urine
14. sugar and acetone in urine
15. general analysis of sputum
16. serological reactions in autoimmune diseases
17. multi-moment fractional study of bile and pH-metry of the stomach and esophagus

List 5 (medical manipulations)

1. conduct palpation of the thyroid gland
2. register a standard 12-lead ECG
3. measure blood pressure

**Results of the further review of
the syllabus**

The syllabus was re-approved on 20___ / 20___ academic year unchanged; with changes (Appendix___).

(underline the correct variant)

Minutes № ___ of " ___ " _____ 20 ___ Head of the Department _____

(Signature) (Surname, initials)

The syllabus was re-approved on 20___ / 20___ academic year unchanged; with changes (Appendix___).

(underline the correct variant)

Minutes № ___ of " ___ " _____ 20 ___ Head of the Department _____

(Signature) (Surname, initials)

The syllabus was re-approved on 20___ / 20___ academic year unchanged; with changes (Appendix___).

(underline the correct variant)

Minutes № ___ of " ___ " _____ 20 ___ Head of the Department _____

(Signature) (Surname, initials)

The syllabus was re-approved on 20___ / 20___ academic year unchanged; with changes (Appendix___).

(underline the correct variant)

Minutes № ___ of " ___ " _____ 20 ___ Head of the Department _____

(Signature) (Surname, initials)